

Economic Security & Older Adults in Massachusetts

The **Elder Economic Security Index** measures the income older adults need to meet their daily living costs while staying in their own homes.



HOUSING



FOOD



TRANSPORTATION

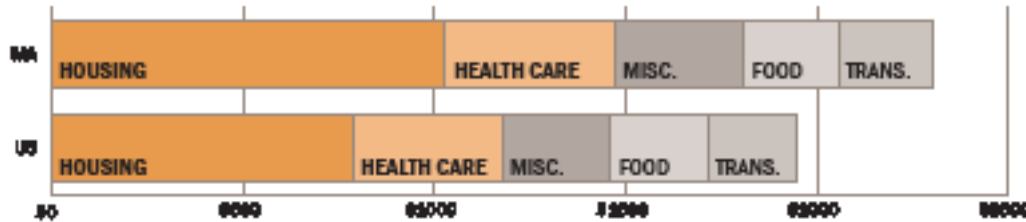


HEALTH CARE



MISCELLANEOUS

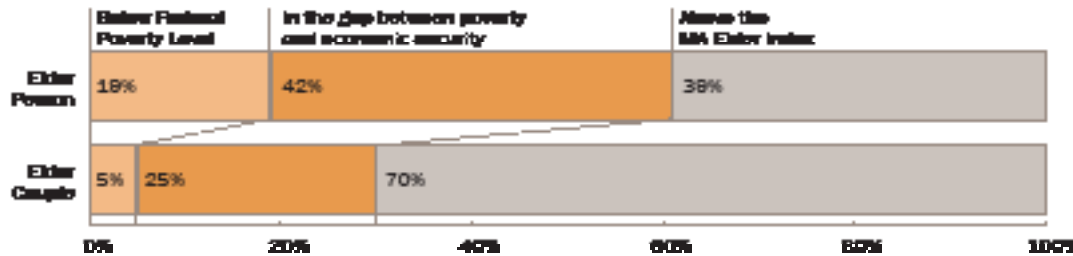
Housing and health care are the biggest expenses in Massachusetts and throughout the U.S.



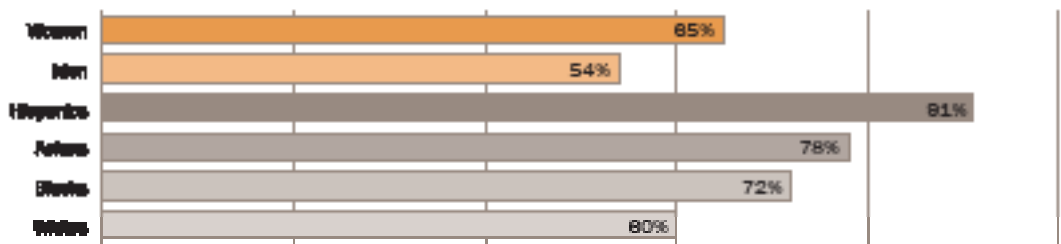
Monthly expenses for a single renter in Massachusetts and an average single renter in the U.S.

Many older adults in Massachusetts face economic insecurity.

42% of single older adults and 25% of couples are not poor enough to qualify for many programs and services, but do not have enough money to make ends meet.



Women and racial/ethnic minorities face greater economic disparities.



Single adults, in good health, living alone who fall below Elder Index for renters

Basic annual costs for older adults in Massachusetts

	Elder Person Living Alone	Elder Couple Living Together
an owner with no mortgage	\$24,120	\$35,472
a renter	\$27,624	\$38,976
an owner with a mortgage	\$36,756	\$48,108



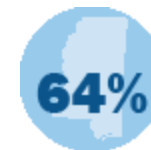
6 in 10 single older adults

in good health fall below the Elder Index for renters.

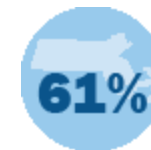


Nearly 3 in 10 couples

in good health fall below the Elder Index for renters.



MISSISSIPPI



MASSACHUSETTS



NEW YORK



U.S. AVERAGE

Three states with the most **single older adults** living below the Elder Index.



Learn more about the **Elder Economic Security Index**

Gerontology Institute, McCormack Graduate School

www.umb.edu/demographyofaging/elder_economic_security

Jan.Mutchler@umb.edu

DATA FROM 2016