



senior center stimulus survey

1. Do you have any repair or renovations projects that could start immediately? (Projects can be related to your facility, accessibility, vehicles and kitchen repair, renovations and equipment) If your answer is yes, complete questions 2 thru 6. If no, skip to next section.

		Response Percent	Response Count
Yes		79.6%	422
No		20.4%	108
		<i>answered question</i>	530
		<i>skipped question</i>	18

2. Describe your repair or renovation project.

		Response Count
		412
		<i>answered question</i>
		412
		<i>skipped question</i>
		136

3. How soon could your project begin?



		Response Count
		414
		<i>answered question</i>
		414
		<i>skipped question</i>
		134

4. What is the anticipated cost?

		Response Count
		404
		<i>answered question</i>
		404
		<i>skipped question</i>
		144

5. How many more services would be provided?		
		Response Count
		381
		answered question 381
		skipped question 167

6. How many more seniors would be served?		
		Response Count
		379
		answered question 379
		skipped question 169












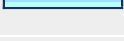





7. Have you submitted info on your infrastructure needs to anyone else? (e.g. internal state survey, other association, etc.)			
		Response Percent	Response Count
Yes		35.4%	169
No		64.6%	309
If yes, please list to whom you submitted these needs?			175
			answered question 478
			skipped question 70

8. How old is your senior center?		
		Response Count
		427
		answered question 427
		skipped question 121

9. Does your senior center operate in a building originally designed for another purpose? (ex. unused elementary school, church...) If yes, please explain; if no, skip question

		Response Count
		315
<i>answered question</i>		315
<i>skipped question</i>		233



10. What are the renovation/repair needs of your senior center? Check all that apply

		Response Percent	Response Count
Need new building		40.1%	157
Bathrooms		44.4%	174
Kitchen Renovation		48.7%	191
Kitchen Equipment		48.5%	190
Furniture		44.6%	175
Heating/Air Conditioning		44.9%	176
Plumbing		32.4%	127
Sewage System		14.5%	57
Roof/repair		35.5%	139
Walls/Paint		50.0%	196
Elevator		9.7%	38
Ramp		12.8%	50
hand rails inside building		22.4%	88
Other Handicapped Accessibility Features		29.1%	114
Fire Alarms		22.2%	87
Sprinkler System		32.4%	127
Pest Control		13.5%	53
		Other:	170

	<i>answered question</i>	392
	<i>skipped question</i>	156

11. Please describe the provisions you have made for major repairs or the barriers that have prevented you from planning effectively.		
		Response Count
		367
	<i>answered question</i>	367
	<i>skipped question</i>	181

12. What renovation/repair would have the greatest impact in improving your ability to serve seniors?		
		Response Count
		371
	<i>answered question</i>	371
	<i>skipped question</i>	177

13. Is your center handicapped accessible?			
		Response Percent	Response Count
yes		93.7%	400
no		6.3%	27
		Comments:	117
	<i>answered question</i>		427
	<i>skipped question</i>		121




14. Please tell us about your future accessibility needs and the projected costs of each project.

		Response Count
		217
<i>answered question</i>		217
<i>skipped question</i>		331

15. Please list your contact information. After the survey is complete we'll send you a copy of the results.

		Response Percent	Response Count
Name:	<input type="text"/>	98.7%	389
Company:	<input type="text"/>	98.5%	388
Address:	<input type="text"/>	98.5%	388
Address 2:	<input type="text"/>	16.5%	65
City/Town:	<input type="text"/>	99.0%	390
State:	<input type="text"/>	99.5%	392
ZIP/Postal Code:	<input type="text"/>	99.0%	390
Email Address:	<input type="text"/>	96.7%	381
Phone Number:	<input type="text"/>	96.4%	380
<i>answered question</i>			394
<i>skipped question</i>			154

16. My senior center is (please check one and give details of set-up if applicable).

		Response Percent	Response Count
A stand-alone organization		37.8%	147
Part of a larger parent organization		51.9%	202
The parent organization for multiple senior centers		10.3%	40
		Please explain:	292
		<i>answered question</i>	389
		<i>skipped question</i>	159